



Inserire le squadrette da entrambi i lati del traverso.
Insert brackets on the both sides of the upper section.



Inserire il traverso sui montanti tramite le squadrette.
Insert the upper section brackets on jambs.




Stringere le due squadrette per fissare il traverso.
Tighten both brackets in order to fix the upper section.




Montare i distanziali in corrispondenza delle cerniere.
Assembly spacers in correspondence of door hinges.



Verificare che le diagonali siano della stessa misura.
Verify diagonals are the same size.



ZANCHE DA UTILIZZARE - BRACKETS TO BE USED
Intonaco - montare le 4 zanche lungo il perimetro.
Masonry - put 4 brackets along the perimeter.





ZANCHE DA UTILIZZARE - *BRACKETS TO BE USED*
Cartongesso tirare - selezionare le zanche appropriate.

Plasterboards pull - Select proper brackets.



ZANCHE DA UTILIZZARE - *BRACKETS TO BE USED*
Cartongesso tirare - montare le 8 zanche relative al proprio verso di apertura.

Plasterboards pull - put on 8 brackets according to the opening side you choose.



ZANCHE DA UTILIZZARE - *BRACKETS TO BE USED*
Cart. spingere - selezionare le zanche appropriate.

Plasterboards push - Select proper brackets.



ZANCHE DA UTILIZZARE - *BRACKETS TO BE USED*
Cart. spingere - montare le 8 zanche relative al proprio verso di apertura.

Plasterboards push - put on 8 brackets according to the opening side you choose.

